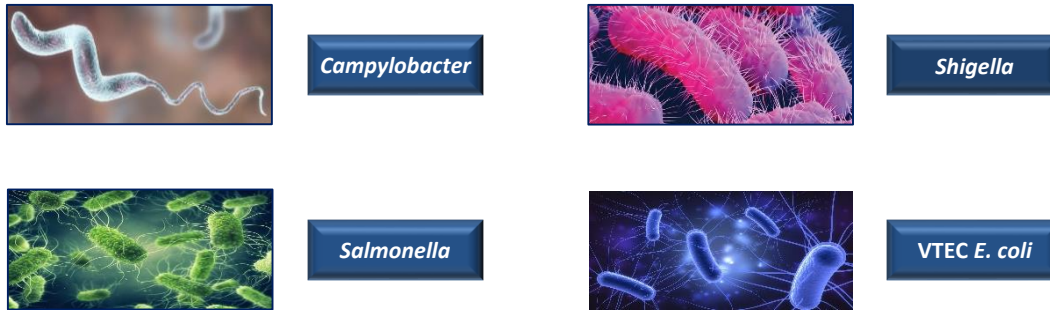


TRUPCR® Gastrointestinal Panel I Kit

NEED

Diarrhoeal disease is the second leading cause of death in children under five years old, and was responsible for the deaths of 3,70,000 children in 2019. For most people, severe dehydration and fluid loss were the main causes of diarrhoea deaths. **Other causes such as bacterial infections are likely to account for an increasing proportion of all diarrhea - associated deaths.** Not only young children, but the elderly, and immunocompromised patients are also at greatest risk for more severe disease and complications. Outbreak of gastrointestinal infections are a serious concern in the hospital environment as well.

The range of pathogens that can cause bacterial GI infections requires classical detection methods for e.g., culture or antigen in order to target and identify the causative agent. These classical methods suffer from variable specificity and sensitivity, and are often poorly utilized due to a lack of physician understanding of the intended use for each method. Multiplex molecular tests allow for several of the most common GI pathogens to be tested at once, while providing improved analytical specificity and sensitivity versus most classical methodologies.



SOLUTION BY TRUPCR®

TRUPCR® Gastrointestinal Panel I Kit is a Real-Time amplification test for the qualitative detection and differentiation of *Salmonella* spp., *Shigella* spp., *Campylobacter* spp. and Verotoxin producing *E.coli* (VTEC) in stool samples. An endogenous internal control has been integrated into the kit in order to check PCR inhibition. The different targets are detected with the help of different dyes. The kit is based on amplification of highly conserved regions of *Salmonella* spp., *Shigella* spp., *Campylobacter* spp. and VTEC *E. coli* which provides detection of major diarrhea causing pathogens in clinical samples.

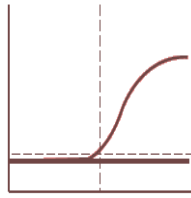
TARGET PATHOGENS

TRUPCR® Gastrointestinal Panel I Kit


Primer Probe Mix

FAM	VIC	Cy5	Cy5.5	Tex Red
<i>Salmonella</i>	<i>Shigella</i>	<i>Campylobacter</i>	VTEC- <i>E. coli</i>	IC

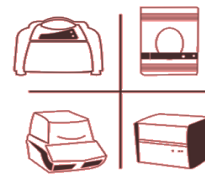
KEY FEATURES



Endogenous Internal Control incorporated within the kit to ensure reliable results



Complete workflow solution available from Extraction of sample to Post-PCR analysis



Platform agnostic as compatible with various platforms



Rapid and reliable results within 90-100 minutes after PCR Start

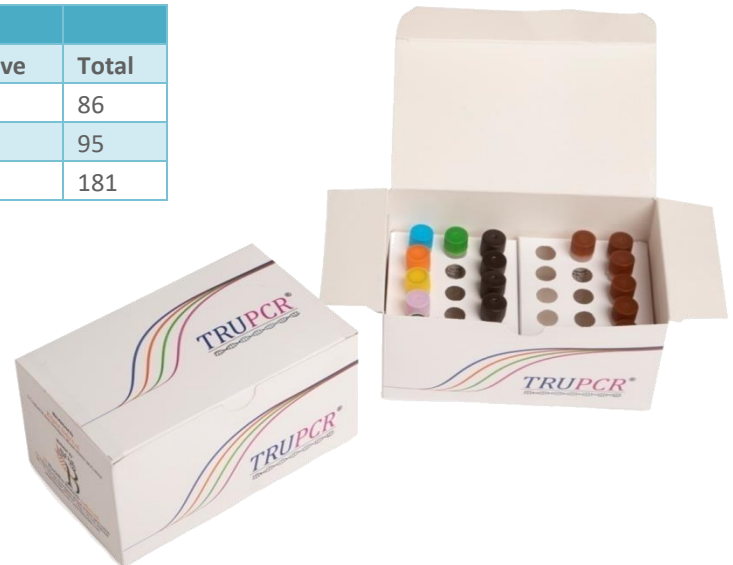
TECHNICAL SPECIFICATIONS

- Sample Type – Stool Specimen
- Clinical Validation – Validated on more than 300 clinical samples
- Target Regions – Conserved regions of the target pathogens
- Reaction Volume – 25 µl in each tube
- LOD Data: 1000 CFU/ml
- Compatible Instruments – Rotor-Gene Q, Bio-Rad CFX96, QuantStudio® 5

CLINICAL DATA

		Reference Method		
		Positive	Negative	Total
TRUPCR Method	Positive	83	3	86
	Negative	2	93	95
Total		85	96	181

Parameters	Estimate
Sensitivity	97.65%
Specificity	96.88%
Positive Predictive Value	96.51%
Negative Predictive Value	97.89%



ORDERING INFORMATION

Cat. No.	Description	Pack Size
3B379	TRUPCR® Gastrointestinal Panel I Kit	48 Reactions
3B380	TRUPCR® Gastrointestinal Panel I Kit	96 Reactions