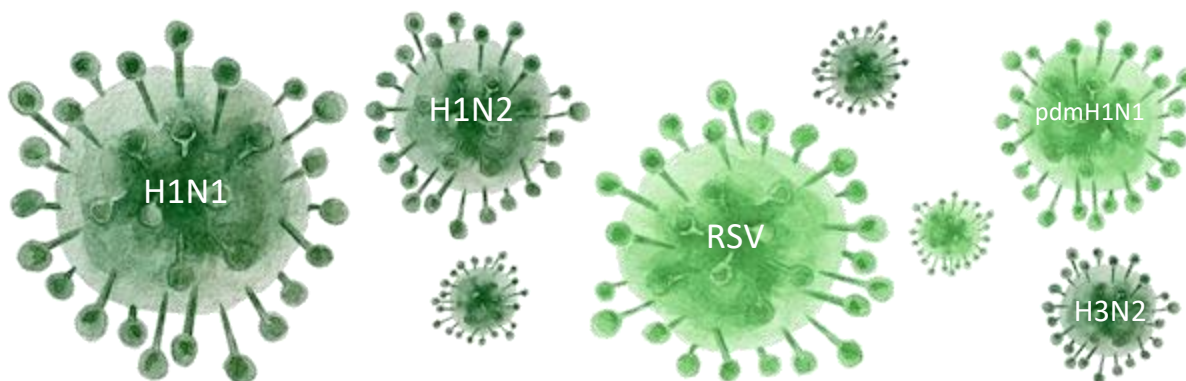


TRUPCR® Flu Panel with RSV Detection Kit

NEED

Influenza, known as the flu, is a respiratory infection caused by a virus. WHO indicated that every year 250,000 - 500,000 influenza-associated deaths occur. There are two types of influenza virus, A and B, cause annual flu pandemics and most epidemics. The most common influenza A viruses currently infecting humans are H1N1 and H3N2. RSV is another major cause of human respiratory infections, particularly among younger children cause bronchiolitis, pneumonia, or croup. However, Flu Panel with RSV testing can help rule out other illnesses and reduce the chances of people using unnecessary antibiotics, while increasing the chances that they will receive anti-viral therapy early in the illness, when it is most effective.



SOLUTION BY TRUPCR®

TRUPCR® Flu Panel with RSV Detection Kit is a multiplex Real Time PCR assay which is intended for qualitative rapid detection & differentiation of viruses causing flu from human respiratory samples and viral cultures.

The kit includes a two-tube assay targeting five major viruses. This assay is based on oligonucleotide hydrolysis principle which allows higher specificity and sensitivity.

The different targets are detected with the help of three different dyes (FAM/Green, HEX/VIC/Yellow & Texas Red/ROX/Orange).

TARGET PATHOGENS

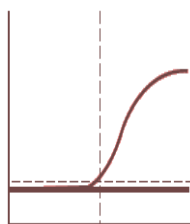
Primer Probe Mix-1

FAM	HEX	TEX RED	Cy5
Type A Influenza virus	Respiratory Syncytial virus	Type B Influenza virus	Internal Control


Primer Probe Mix-2

FAM	TEX RED	Cy5
Pandemic Influenza H1 virus	H3 Influenza virus	Internal control


KEY FEATURES



Endogenous Internal Control incorporated within the kit to ensure reliable results



Complete workflow solution available from Extraction of sample to Post-PCR analysis



Platform agnostic as compatible with various platforms



Rapid and reliable results within 100-120 minutes after PCR Start

TECHNICAL SPECIFICATIONS

- Sample Type – Respiratory specimens (bronchoalveolar lavage, tracheal aspirates, sputum, nasopharyngeal or oropharyngeal aspirates or washes, and nasopharyngeal or oropharyngeal swabs) and viral cultures
- Clinical Validation – Validated on more than 1000 clinical samples
- Target Regions – Various regions in the viral genome
- Reaction Volume – 25 µl in each tube
- LOD Data: 1 copies/µl
- Compatible Instruments – Applied Biosystems™ 7500 series, Applied Biosystems™ StepOne series, Applied Biosystems™ QuantStudio® 5, Rotor-Gene Q, Bio-Rad CFX96, Roche Light-Cycler® 480-II, Line gene K Real-Time PCR

CLINICAL DATA

		Reference Method		
		Positive	Negative	Total
TRUPCR Method	Positive	72	2	74
	Negative	3	178	181
	Total	75	180	255

Parameters	Estimate
Sensitivity	96.15 %
Specificity	98.90 %
Positive Predictive Value	97.40 %
Negative Predictive Value	98.36 %



ORDERING INFORMATION

Cat. No.	Description	Size
3B221	TRUPCR® Flu Panel with RSV Detection Kit	48 Reactions
3B222	TRUPCR® Flu Panel with RSV Detection Kit	96 Reactions