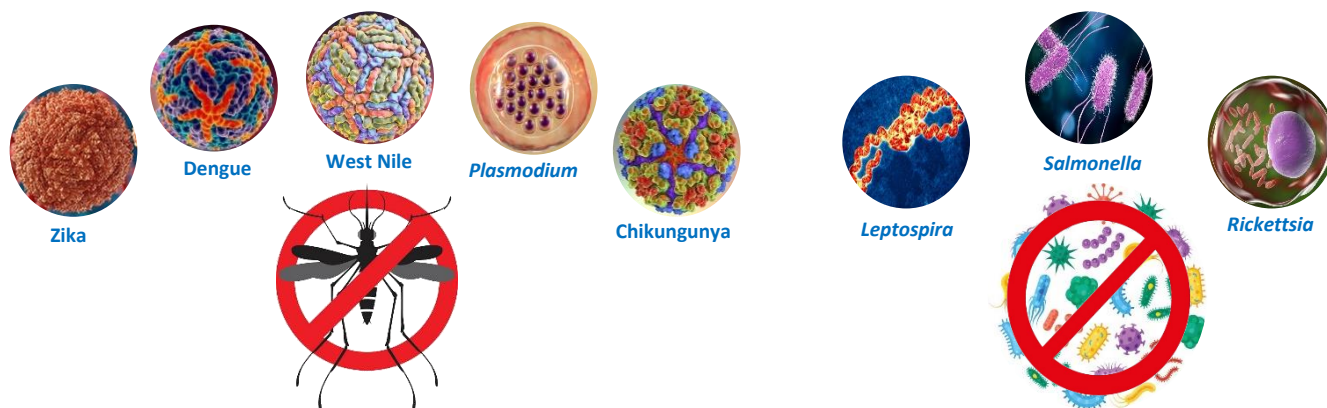


TRUPCR® Tropical Fever Panel Kit

NEED

More than a billion people, one-sixth of the world’s population, mostly in tropical and sub-tropical developing countries are infected with one or more of the tropical diseases which may be a variety of pathogens including bacteria, viruses, parasites and fungi. These fevers leading to very high morbidity and mortality. A large number of these patients require intensive care unit (ICU) care like mechanical ventilation, renal replacements therapy, vasopressor support, blood and blood component therapy due to single or multiorgan failure. The clinical picture of these diseases is so overlapping that it is almost impossible to achieve differential diagnosis of these diseases in emergency and ICU settings when the time available for intervention is limited.



SOLUTION BY TRUPCR®

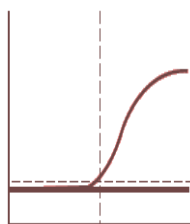
TRUPCR® Tropical Fever Panel Kit is a multiplexed Real-Time PCR kit which is intended for qualitative rapid detection & differentiation of tropical fever causing pathogens from human clinical samples. It includes three tubes assay targeting eight major pathogens including bacteria, viruses & parasites.

TRUPCR® Tropical Fever Panel Kit assay is based on oligonucleotide hydrolysis principle which allows higher specificity and sensitivity. The different targets are detected with the help of three different dyes (FAM/Green, HEX/VIC/Yellow & Texas Red/ROX/Orange).


TARGET PATHOGENS

Primer Probe Mix 1			Primer Probe Mix 2		
FAM	HEX	TEX RED	FAM	HEX	TEX RED
Chikungunya virus	<i>Plasmodium</i> spp.	<i>Rickettsia</i> spp.	Dengue virus	Zika virus	Internal Control
Primer Probe Mix 3					
FAM	HEX	TEX RED			
<i>Salmonella</i> spp.	<i>Leptospira</i> spp.	West Nile virus			


KEY FEATURES



Internal Control incorporated within the kit to ensure reliable results



Complete workflow solution available from Extraction of sample to Post-PCR analysis



Platform agnostic as compatible with various platforms



Rapid and reliable results within 100-120 minutes after PCR Start

TECHNICAL SPECIFICATIONS

- Sample Type – Extracted nucleic acid from serum, plasma, blood and urine samples of human origin
- Clinical Validation – Validated on more than 2000 clinical samples
- Target Regions – Conserved regions of the genome of each pathogen
- Reaction Volume – 25 µl in each tube
- LOD Data: 10³ copies/ml
- Compatible Instruments – Applied Biosystems™ 7500 series, Applied Biosystems™ StepOne series, Applied Biosystems™ QuantStudio® series, Rotor-Gene Q, Bio-Rad CFX96, Roche - LightCycler® 480 –II

CLINICAL DATA

		Reference Method		
		Positive	Negative	Total
TRUPCR Method	Positive	77	1	78
	Negative	2	88	90
Total		79	89	168

Parameters	Estimate
Sensitivity	97.47%
Specificity	98.88%
Positive Predictive Value	98.60%
Negative Predictive Value	97.65%



ORDERING INFORMATION

Cat. No.	Description	Size
3B250	TRUPCR® Tropical Fever Panel Kit	48 Reactions
3B299	TRUPCR® Tropical Fever Panel Kit	96 Reactions